

Creative Grids House Ruler

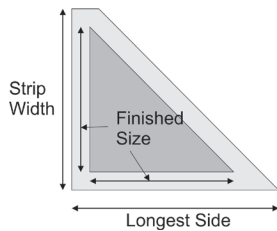
CGRQB1
Designed by

The Quilt Branch
www.quiltbranch.com



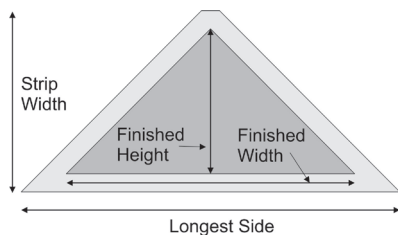
Cutting Chart

Half-Square Triangle (Note: There will always be a 3/8" top edge on every size.)



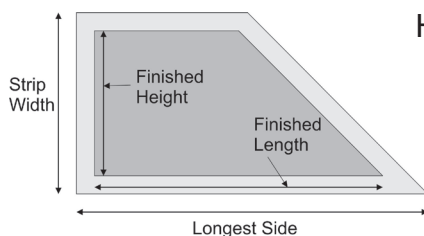
Finished Size	Strip Width	Longest Side	Number from 40" Strip
2"	2½"	2⅞"	24
2½"	3"	3⅜"	20
3"	3½"	3⅞"	18
3½"	4"	4⅜"	16
4"	4½"	4⅞"	14

Quarter-Square Triangle (Note: There will always be a 1/4" top edge on every size.)



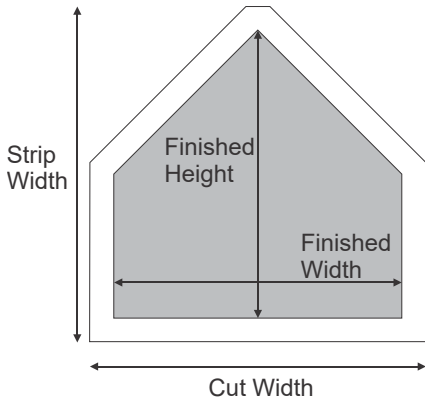
Finished Size Height x Width	Strip Width	Longest Side	Number from 40" Strip
2" x 4"	2½"	5¼"	13
2½" x 5"	3"	6¼"	11
3" x 6"	3½"	7¼"	9
3½" x 7"	4"	8¼"	8
4" x 8"	4½"	9¼"	7

45°/90° Trapezoid



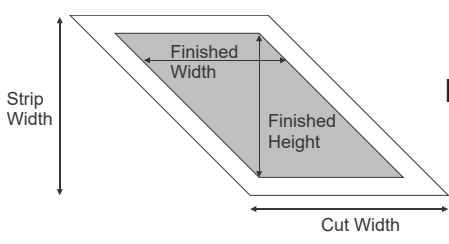
Finished Size Height x Width	Strip Width	Longest Side	Number from 40" Strip
2" x 4"	2½"	4⅞"	13
2½" x 5"	3"	5⅞"	10
3" x 6"	3½"	6⅞"	8
3½" x 7"	4"	7⅞"	7
4" x 8"	4½"	8⅞"	6

House (Note: There will always be a 1/4" top edge on every size.)



Finished Size Height x Width	Strip Width	Cut Width	Number from 40" Strip
2" x 2"	2½"	2½"	16
3" x 3"	3½"	3½"	11
4" x 4"	4½"	4½"	8
5" x 5"	5½"	5½"	7
6" x 6"	6½"	6½"	6

Parallelogram



Finished Size Height x Width	Strip Width	Cut Width	Number from 40" Strip
2" x 2"	2½"	2¾"	13
3" x 3"	3½"	3¾"	9
4" x 4"	4½"	4¾"	7